



**JAMIA HAMDARD**  
**INTERNAL QUALITY ASSURANCE CELL**  
**(IQAC)**

**Students Satisfaction Survey (SSS) Analysis**  
**AY 2023-24**

**Number of Respondents – 1145**

*Result:*

**Director**  
**Internal Quality Assurance Cell**  
**(IQAC)**  
**Jamia Hamdard**  
**New Delhi - 110062**

*Prof. (Dr.) M. Afshar Alam.*



Prof. (Dr.) M. Afshar Alam  
Vice-Chancellor  
Jamia Hamdard  
(Deemed to be University)  
Hamdard Nagar, New Delhi-110 062



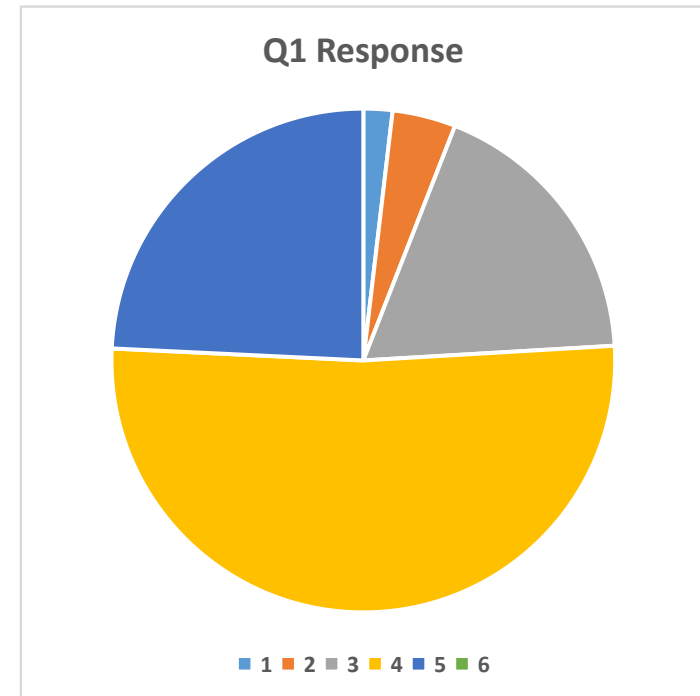
# Jamia Hamdard Students Satisfaction Survey (SSS) Analysis AY 2023-24

## Question 1

Were ranking and accreditation of the institution motivating factors in your decision to take admission in Jamia Hamdard?

S.No.	Category	% Response
1	Strongly Disagree	0.84
2	Disagree	3.3
3	Neutral	16.7
4	Agree	54.9
5	Strongly Agree	24.5

## Response





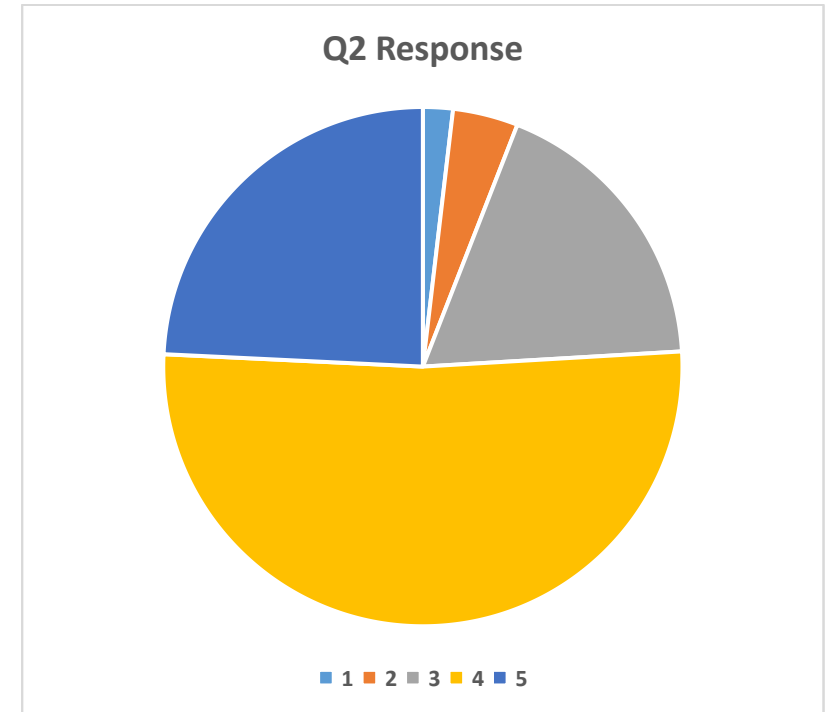
# Jamia Hamdard Students Satisfaction Survey (SSS) Analysis AY 2023-24

## Question 2

Whether quality of academic programmes motivated you to join Jamia Hamdard

S.No.	Category	% Response
1	Strongly Disagree	1.9
2	Disagree	4.06
3	Neutral	18.2
4	Agree	51.7
5	Strongly Agree	24.2

## Response





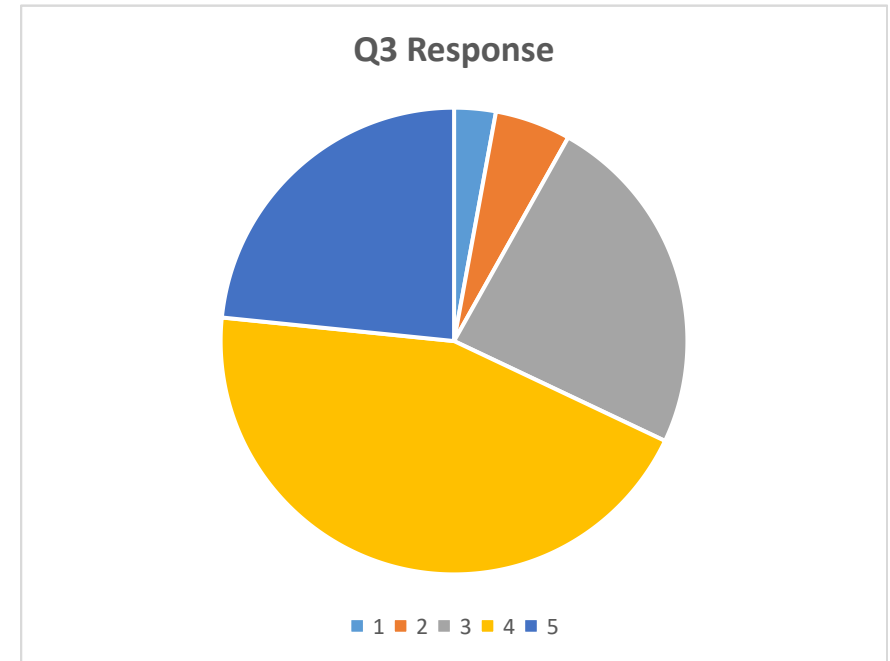
# Jamia Hamdard Students Satisfaction Survey (SSS) Analysis AY 2023-24

## Question 3

Faculty quality was one of the factors in your choice of Jamia Hamdard

S.No.	Category	% Response
1	Strongly Disagree	2.9
2	Disagree	5.3
3	Neutral	23.9
4	Agree	44.6
5	Strongly Agree	23.4

## Response





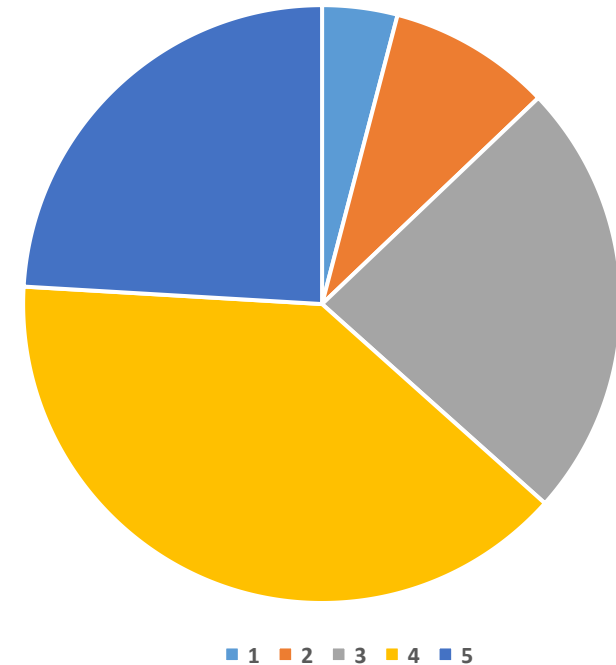
# Jamia Hamdard Students Satisfaction Survey (SSS) Analysis AY 2023-24

## Question 4

Good quality of teaching-learning resources, research, sports and recreational facilities motivated you to join Jamia Hamdard

S.No.	Category	% Response
1	Strongly Disagree	4.06
2	Disagree	8.80
3	Neutral	13.7
4	Agree	49.3
5	Strongly Agree	24.02

## Response





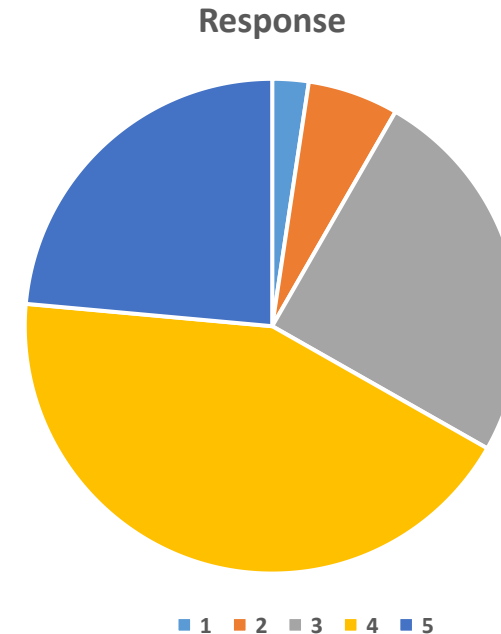
# Jamia Hamdard Students Satisfaction Survey (SSS) Analysis AY 2023-24

## Question 5

A good public perception encouraged you to select Jamia Hamdard

S.No.	Category	% Response
1	Strongly Disagree	2.37
2	Disagree	5.93
3	Neutral	24.9
4	Agree	43.2
5	Strongly Agree	23.5

## Response





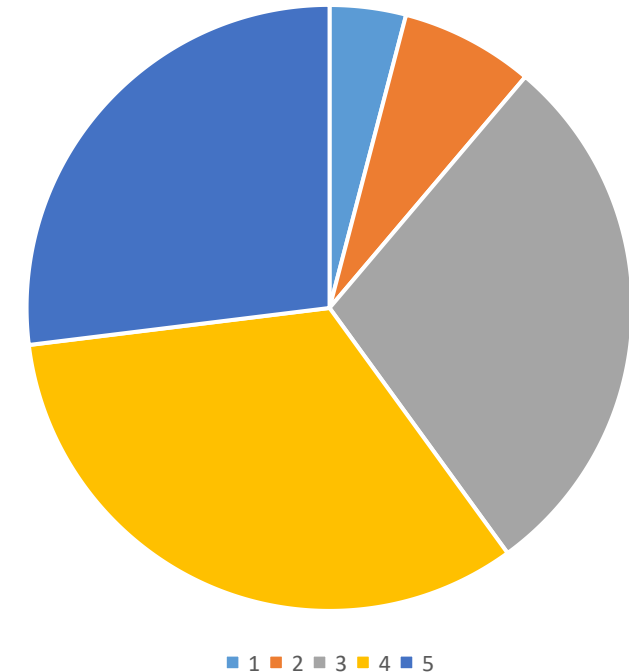
# Jamia Hamdard Students Satisfaction Survey (SSS) Analysis AY 2023-24

## Question 6

How are the teaching, learning, laboratory and research facilities at the university?

S.No.	Category	% Response
1	Poor	4.06
2	Fair	7.11
3	Good	28.8
4	Very Good	33.1
5	Excellent	26.9

## Response





# Jamia Hamdard Students Satisfaction Survey (SSS) Analysis AY 2023-24

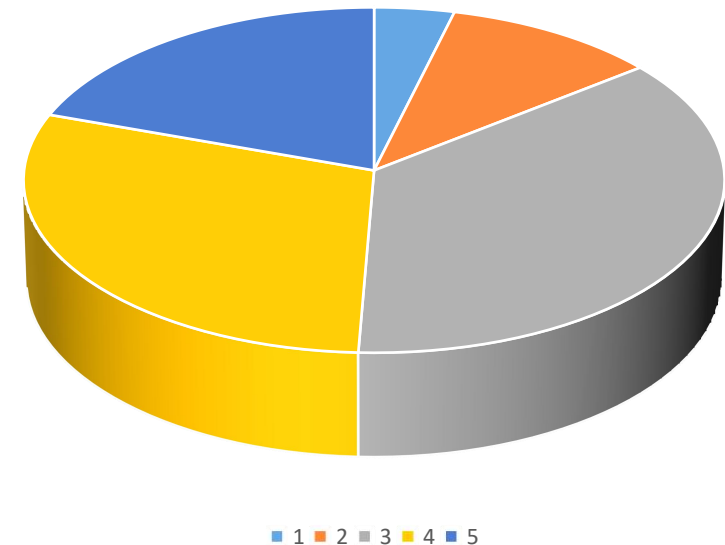
## Question 7

How are the library facilities at the institution

S.No.	Category	% Response
1	Poor	3.90
2	Fair	10.5
3	Good	36.3
4	Very Good	29.7
5	Excellent	19.7

## Response

Response







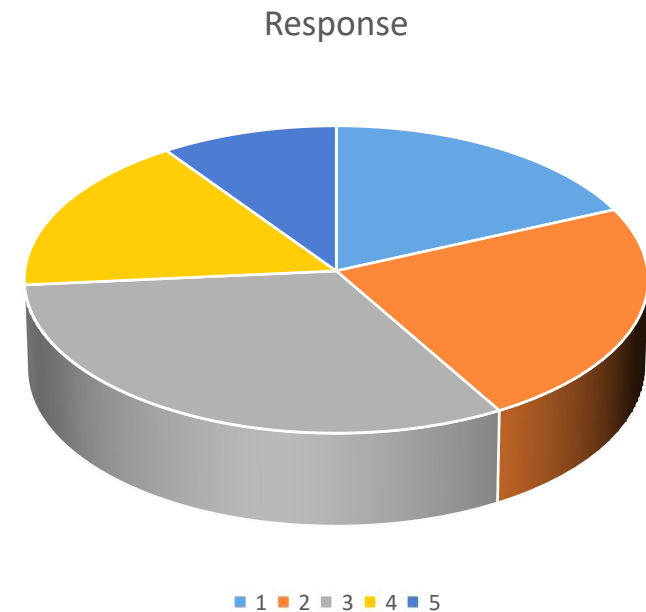
# Jamia Hamdard Students Satisfaction Survey (SSS) Analysis AY 2023-24

## Question 8

How are the sports and recreational facilities at the institution?

S.No.	Category	% Response
1	Poor	15.3
2	Fair	23.4
3	Good	31.9
4	Very Good	19.8
5	Excellent	9.70

## Response





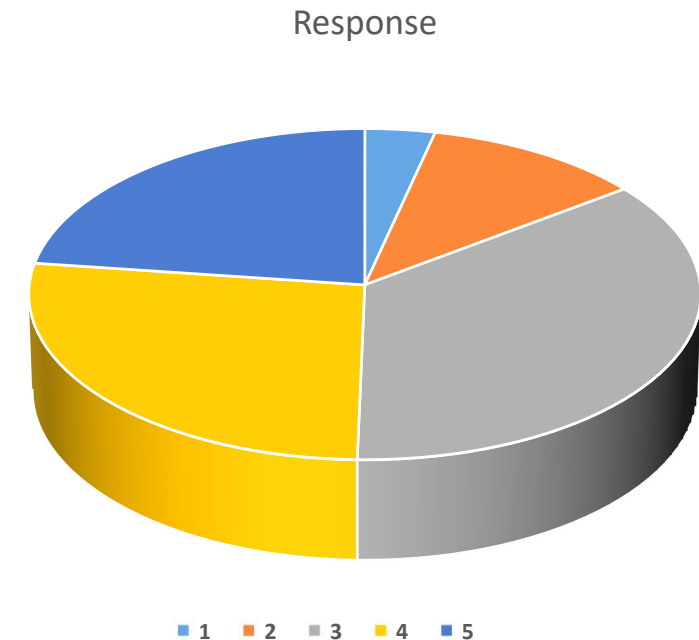
# Jamia Hamdard Students Satisfaction Survey (SSS) Analysis AY 2023-24

## Question 9

How is the grievance redressal mechanism with regard to ragging, harassment and discrimination in the university.

S.No.	Category	% Response
1	Poor	3.56
2	Fair	11.2
3	Good	35.6
4	Very Good	26.8
5	Excellent	22.9

## Response





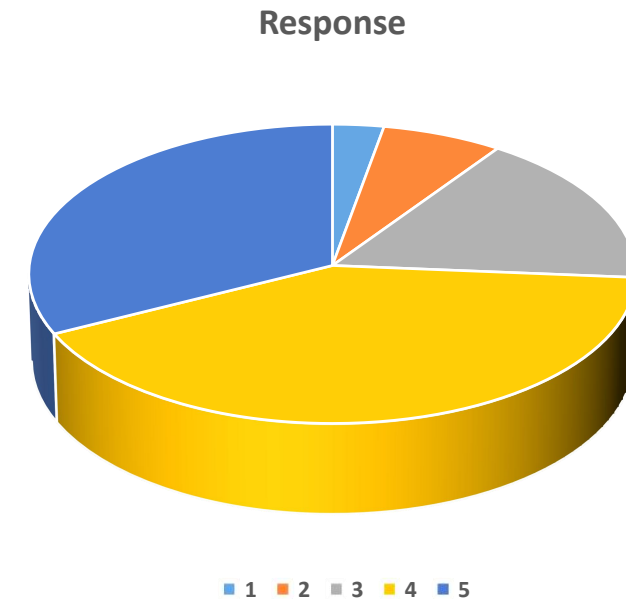
# Jamia Hamdard Students Satisfaction Survey (SSS) Analysis AY 2023-24

## Question 10

Does university promote and facilitate career opportunities

S.No.	Category	% Response
1	Not at All	2.88
2	Very Little	6.77
3	Some What	16.6
4	Moderate	41.4
5	To a Great Extent	32.4

## Response





# Jamia Hamdard Students Satisfaction Survey (SSS) Analysis AY 2023-24

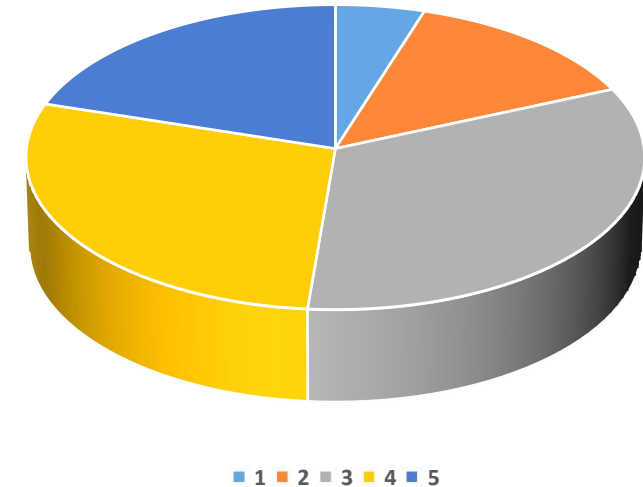
## Question 11

Is the university web site informative and provides you updates

S.No.	Category	% Response
1	Poor	4.92
2	Fair	13.6
3	Good	32.9
4	Very Good	28.5
5	Excellent	20.2

## Response

Response





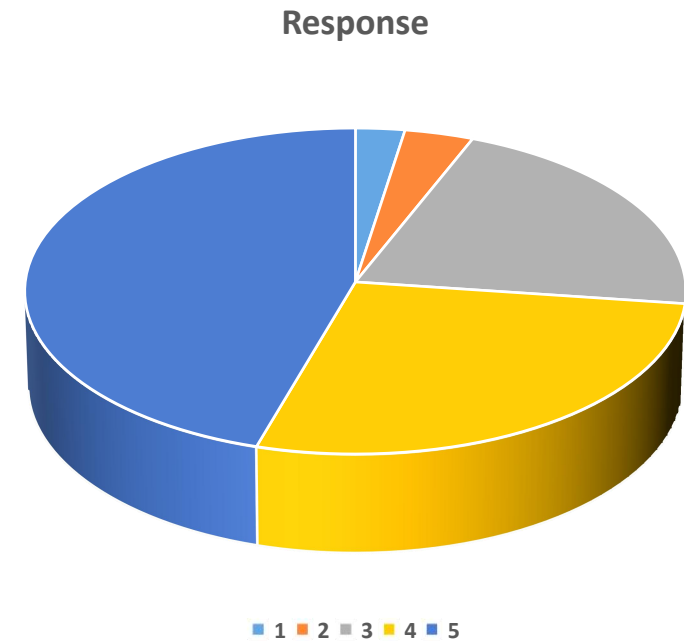
# Jamia Hamdard Students Satisfaction Survey (SSS) Analysis AY 2023-24

## Question 12

How was response to your queries related to admission, syllabus, time table, class schedule, results and fee

S.No.	Category	% Response
1	Very Poor	2.55
2	Generally ineffective	3.56
3	Just satisfactory	21.1
4	Sometimes effective	27.5
5	Always effective	45.5

## Response





# Jamia Hamdard Students Satisfaction Survey (SSS) Analysis AY 2023-24

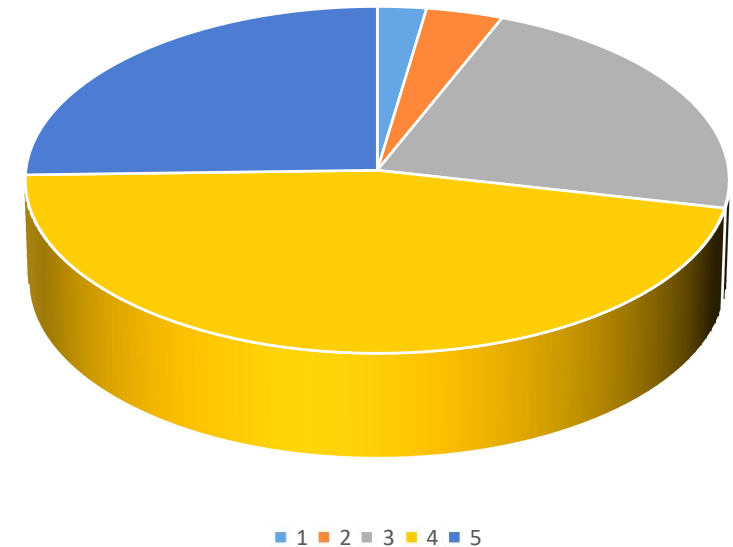
## Question 13

The institution provides multiple opportunities to learn and grow

S.No.	Category	% Response
1	Strongly Disagree	2.37
2	Disagree	3.73
3	Neutral	22.4
4	Agree	46.1
5	Strongly Agree	25.5

## Response

Chart Title





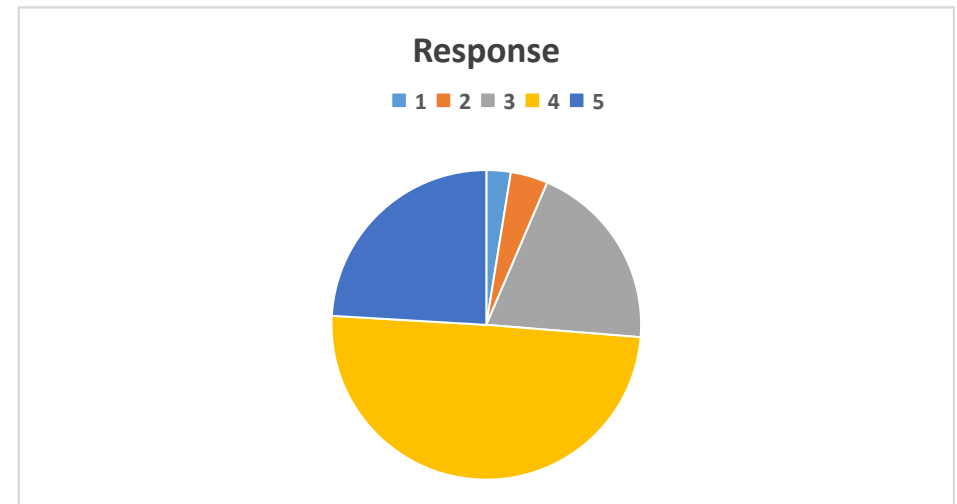
# Jamia Hamdard Students Satisfaction Survey (SSS) Analysis AY 2023-24

## Question 14

The institution makes effort to engage students in the monitoring, review and continuous quality improvement of the teaching-learning process.

S.No.	Category	% Response
1	Strongly Disagree	2.54
2	Disagree	3.89
3	Neutral	19.8
4	Agree	49.7
5	Strongly Agree	24.1

## Response





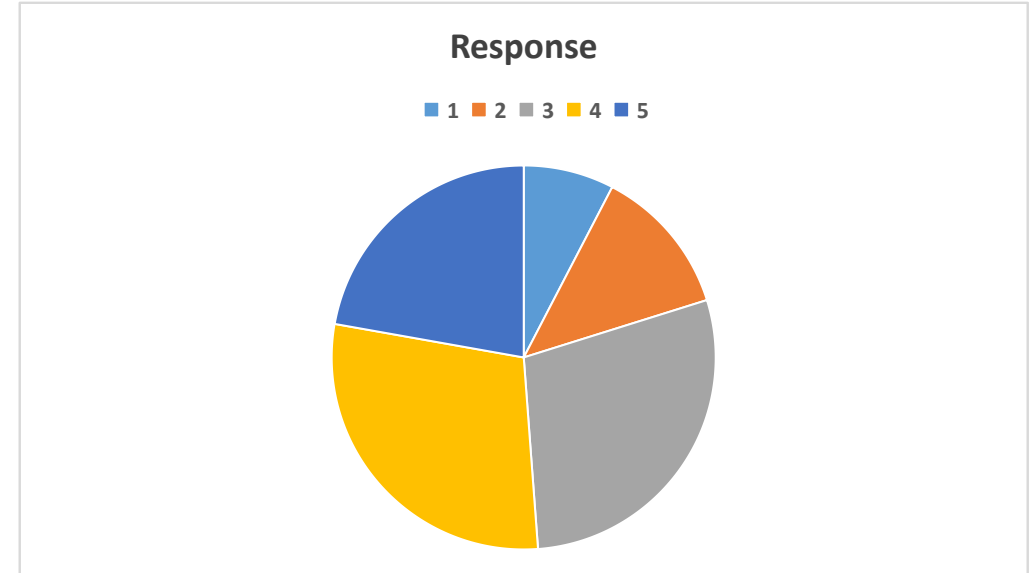
# Jamia Hamdard Students Satisfaction Survey (SSS) Analysis AY 2023-24

## Question 15

The institution takes active interest in promoting internship, student exchange, field visit and placement opportunities for students

S.No.	Category	% Response
1	Never	7.63
2	Rarely	12.6
3	Sometimes	28.6
4	Often	28.9
5	Regularly	22.2

## Response







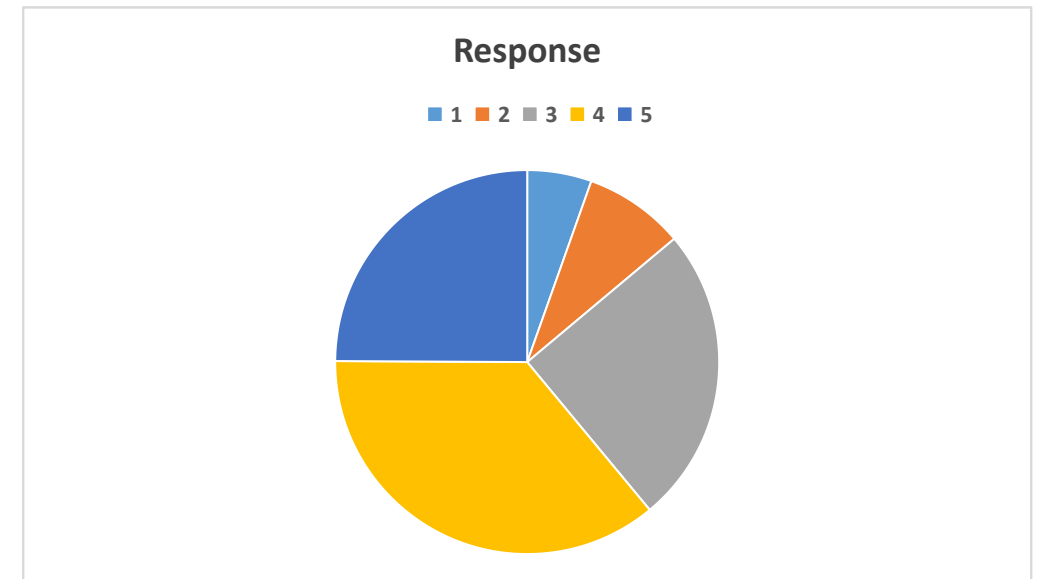
# Jamia Hamdard Students Satisfaction Survey (SSS) Analysis AY 2023-24

## Question 16

The Institution has provisions to acquire soft skills, life skills and employability skills.

S.No.	Category	% Response
1	Not at All	5.43
2	Very Little	8.47
3	Some What	25.1
4	Moderate	36.1
5	To a Great Extent	24.9

## Response





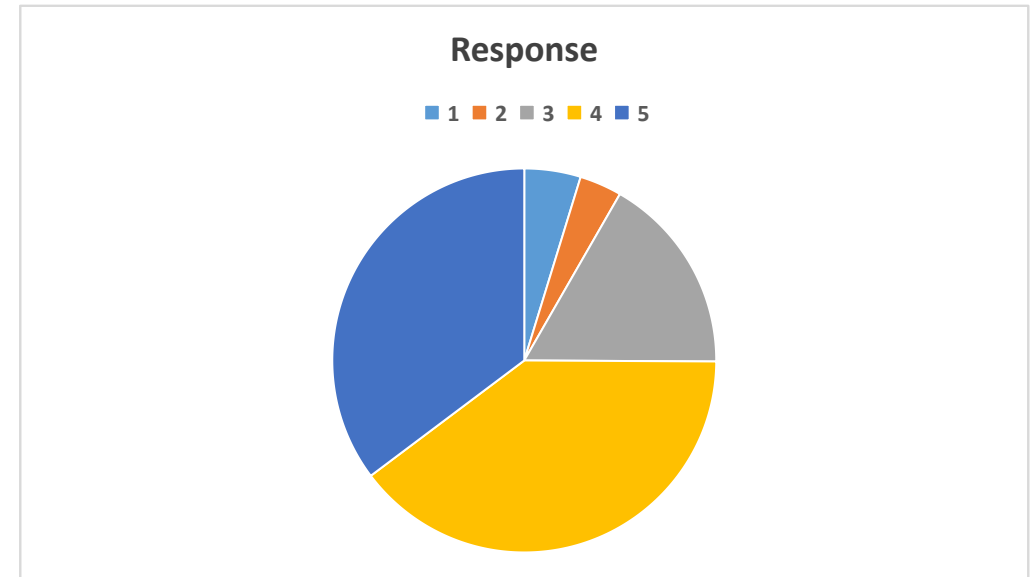
# Jamia Hamdard Students Satisfaction Survey (SSS) Analysis AY 2023-24

## Question 17

Will you recommend your friends and relatives to join Jamia Hamdard

S.No.	Category	% Response
1	Strongly Disagree	4.75
2	Disagree	3.56
3	Neutral	16.8
4	Agree	39.7
5	Strongly Agree	35.3

## Response





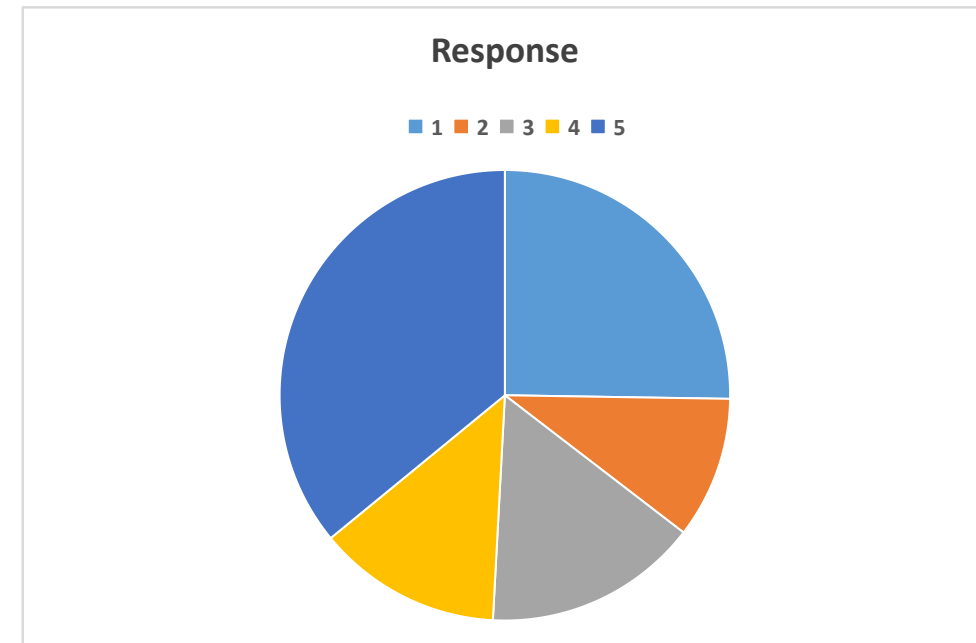
# Jamia Hamdard Students Satisfaction Survey (SSS) Analysis AY 2023-24

## Question 18

Which of the aspects of the university needs immediate attention

S.No.	Category	% Response
1	Communication	25.3
2	Timeliness in classes	10.2
3	Timely declaration of results	15.4
4	Augmentation of teaching, learning, laboratory and research facilities	13.3
5	Sports and recreational facilities	35.9

## Response





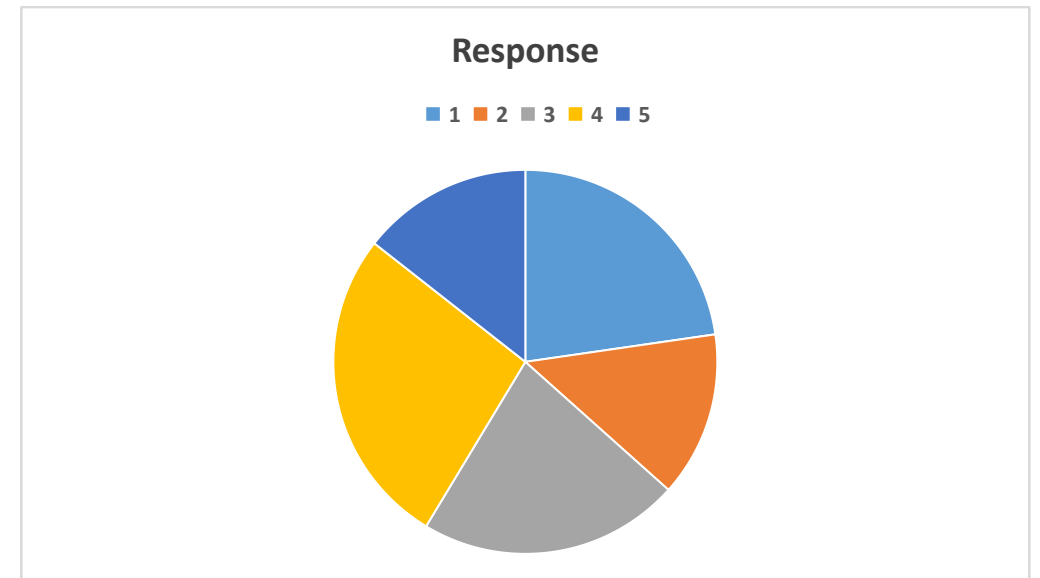
# Jamia Hamdard Students Satisfaction Survey (SSS) Analysis AY 2023-24

## Question 19

What percentage of teachers use ICT tools such as LCD projector, Multimedia, Web resources, Animation etc. while in classroom?

S.No.	Category	% Response
1	Below 29%	22.7
2	30 – 49%	13.8
3	50 – 69%	22.1
4	70 – 89%	26.9
5	Above 90%	14.4

## Response





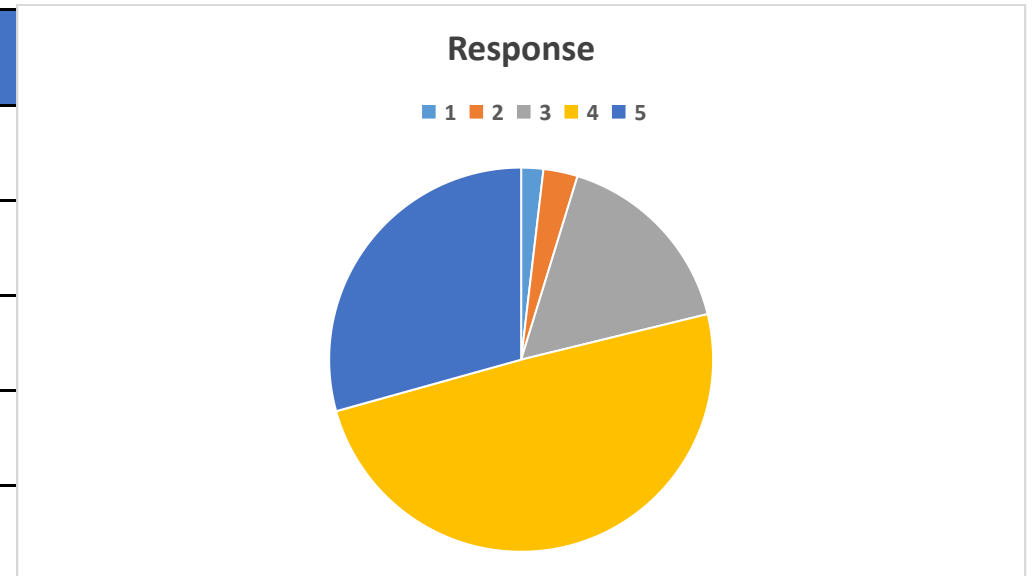
# Jamia Hamdard Students Satisfaction Survey (SSS) Analysis AY 2023-24

## Question 20

## Response

The overall quality of teaching-learning process in your institute is very good.

S.No.	Category	% Response
1	Strongly Disagree	1.90
2	Disagree	2.88
3	Neutral	16.5
4	Agree	49.5
5	Strongly Agree	29.3





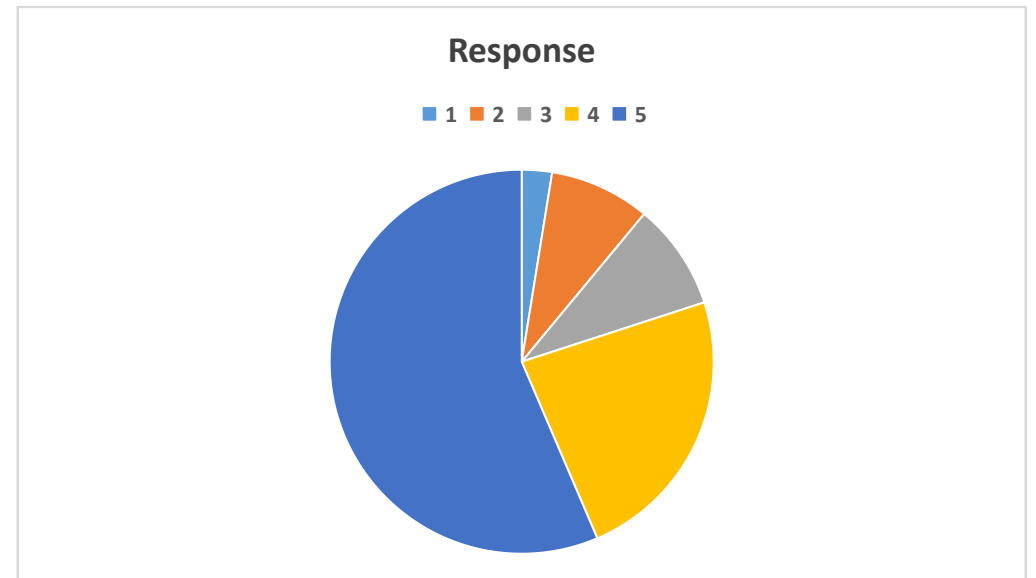
# Jamia Hamdard Students Satisfaction Survey (SSS) Analysis AY 2023-24

## Question 21

## Response

How much of the syllabus was covered in the class ?

S.No.	Category	% Response
1	Below 30%	2.55
2	30 to 54%	8.48
3	55 to 69%	8.99
4	70 to 84%	23.5
5	85 to 100%	56.5





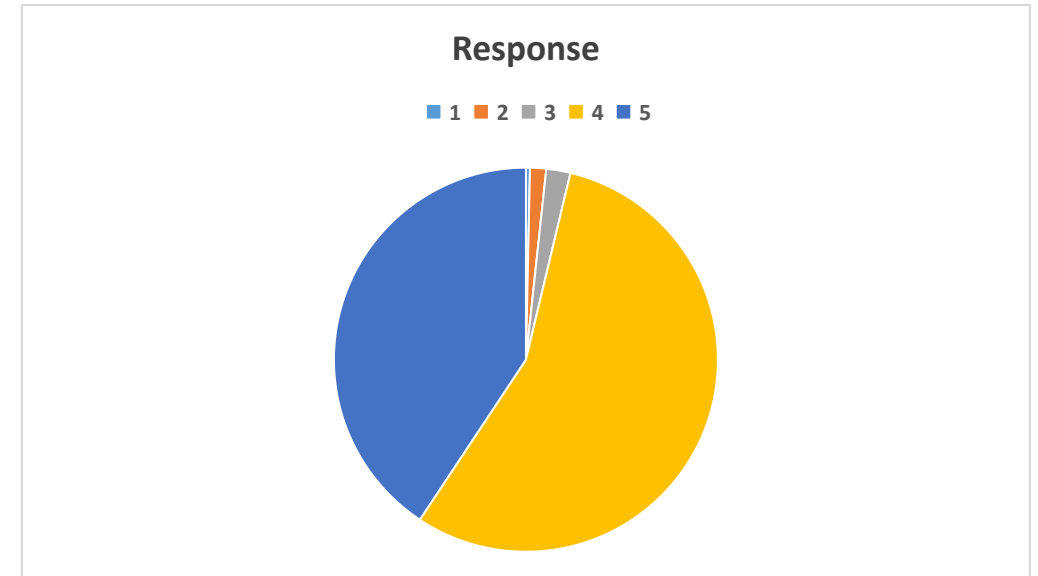
# Jamia Hamdard Students Satisfaction Survey (SSS) Analysis AY 2023-24

## Question 22

## Response

How well did the teachers prepare for the classes

S.No.	Category	% Response
1	Won't teach at all	0.40
2	Indifferently	1.35
3	Poorly	2.03
4	Satisfactorily	55.6
5	Thoroughly	40.7





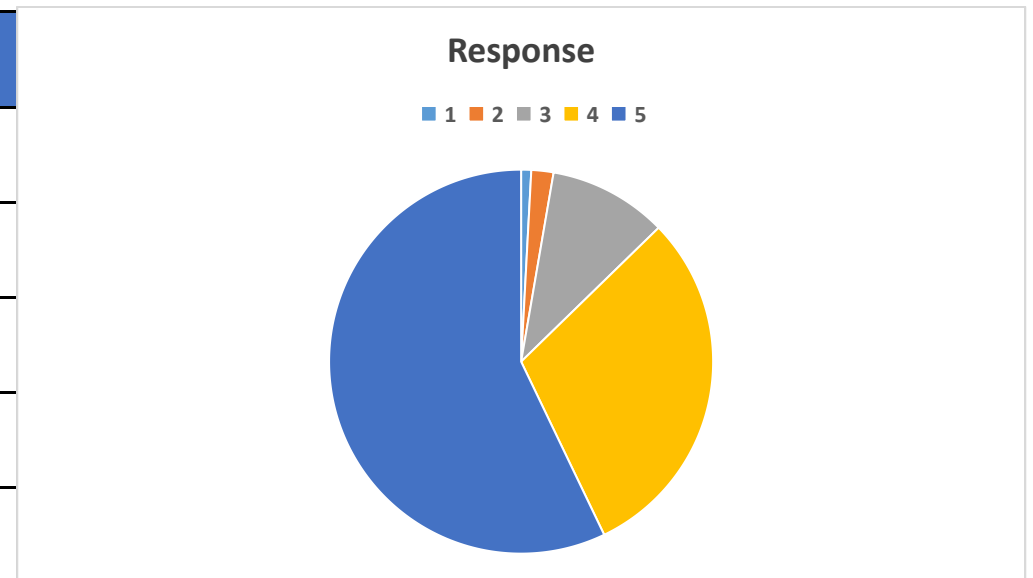
# Jamia Hamdard Students Satisfaction Survey (SSS) Analysis AY 2023-24

## Question 23

## Response

How well were the teachers able to communicate ?

S.No.	Category	% Response
1	Very Poor Communication	0.85
2	Just satisfactorily	1.87
3	Generally ineffective	10.0
4	Sometimes effective	30.2
5	Always effective	57.2







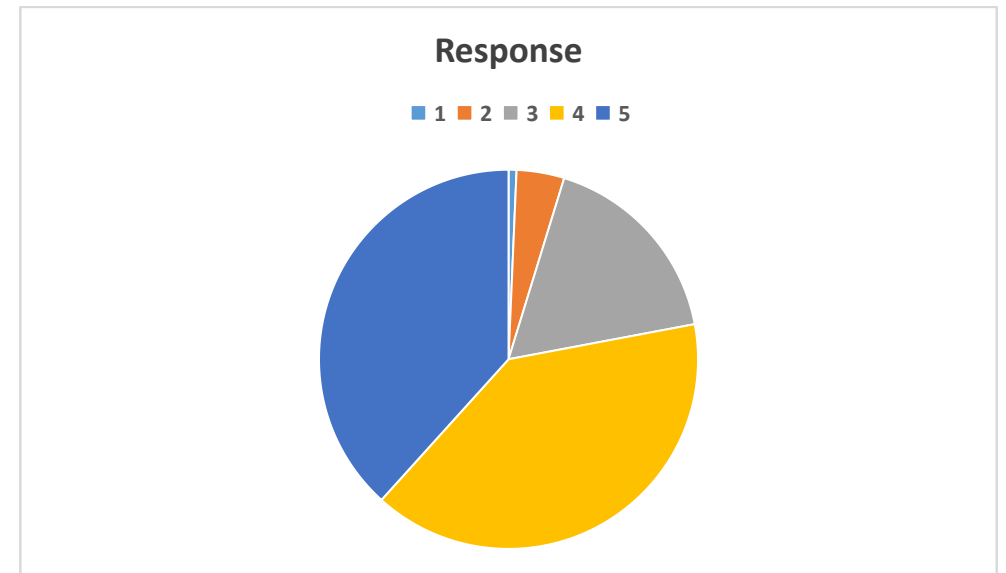
# Jamia Hamdard Students Satisfaction Survey (SSS) Analysis AY 2023-24

## Question 24

The teacher's approach to teaching can best be described as

## Response

S.No.	Category	% Response
1	Poor	0.67
2	Fair	4.06
3	Good	17.3
4	Very Good	39.7
5	Excellent	38.3





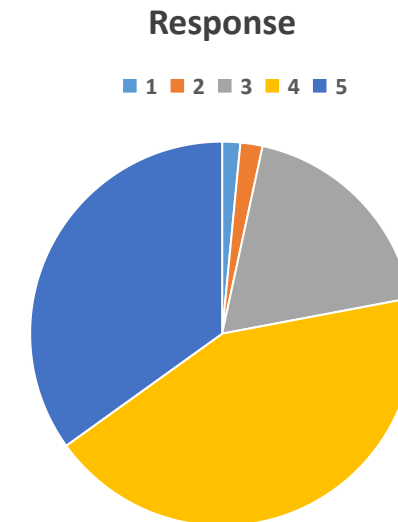
# Jamia Hamdard Students Satisfaction Survey (SSS) Analysis AY 2023-24

## Question 25

## Response

Fairness of the internal evaluation process by the teachers

S.No.	Category	% Response
1	Unfair	1.52
2	Usually unfair	1.87
3	Sometimes unfair	18.6
4	Usually fair	43.1
5	Always fair	34.9





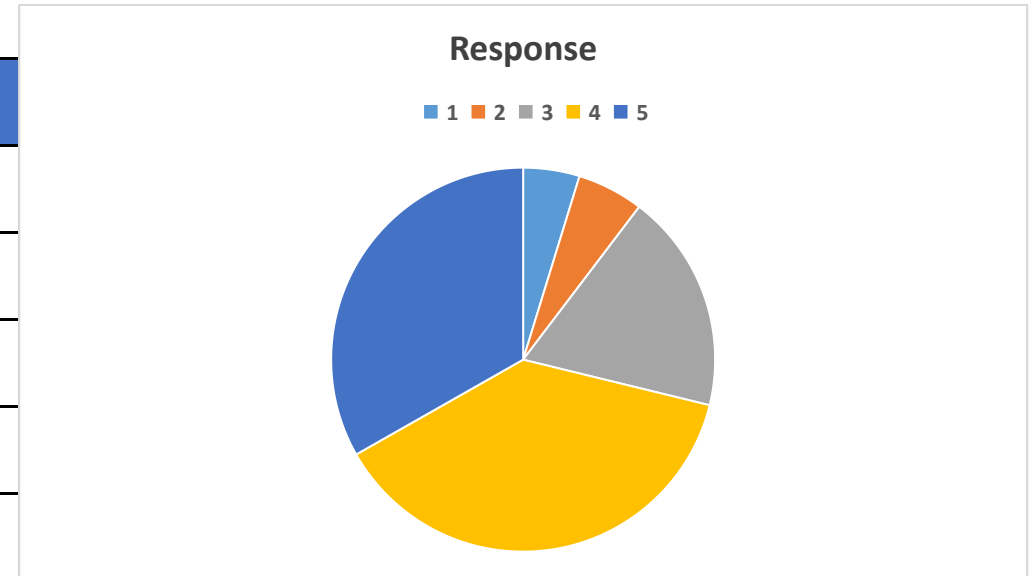
# Jamia Hamdard Students Satisfaction Survey (SSS) Analysis AY 2023-24

## Question 26

## Response

Was your performance in internal assessments/assignments discussed with you?

S.No.	Category	% Response
1	Never	4.75
2	Rarely	5.60
3	Occasionally/Sometimes	18.5
4	Usually	37.9
5	Every time	33.3





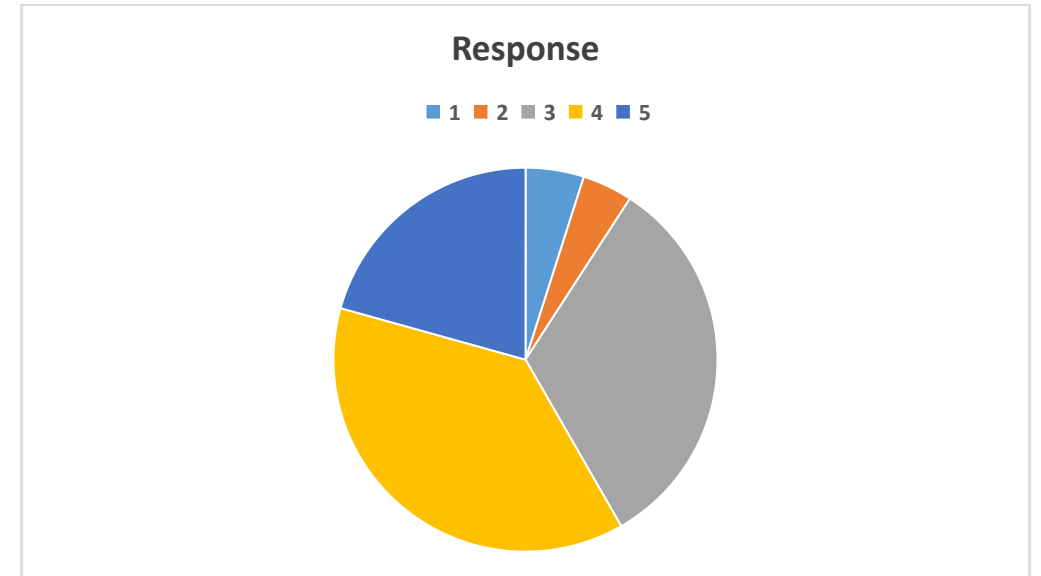
# Jamia Hamdard Students Satisfaction Survey (SSS) Analysis AY 2023-24

## Question 27

The teaching and mentoring process in your institution facilitates you in cognitive, social and emotional growth.

## Response

S.No.	Category	% Response
1	Not at all	4.91
2	Marginally	4.24
3	Moderately	32.6
4	Very well	37.6
5	Significantly	20.7





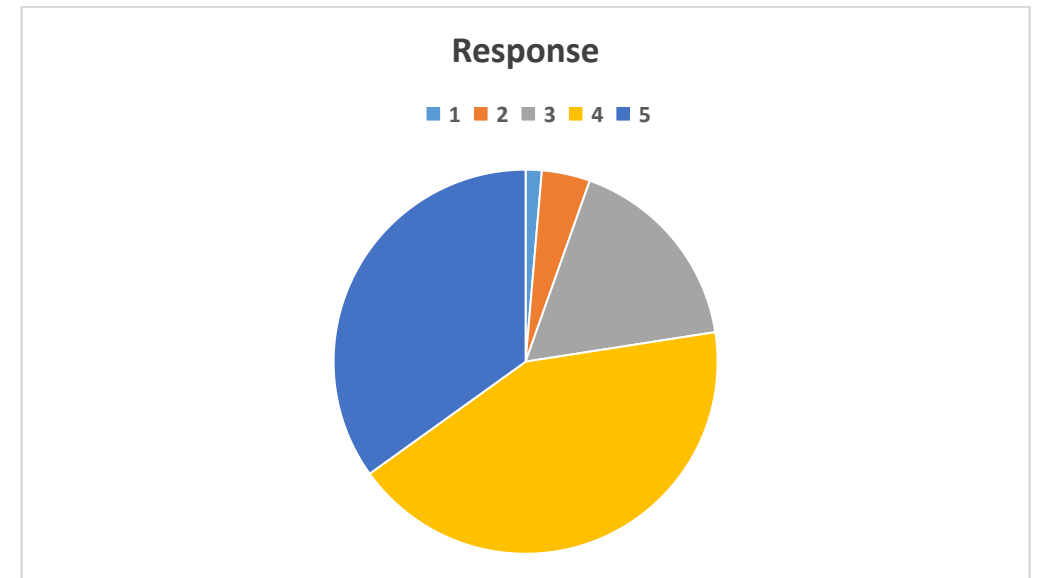
# Jamia Hamdard Students Satisfaction Survey (SSS) Analysis AY 2023-24

## Question 28

Teachers inform you about your expected competencies, course outcomes and programme outcomes.

S.No.	Category	% Response
1	Never	1.36
2	Rarely	4.06
3	Occasionally/Sometimes	17.2
4	Usually	42.6
5	Every time	34.9

## Response





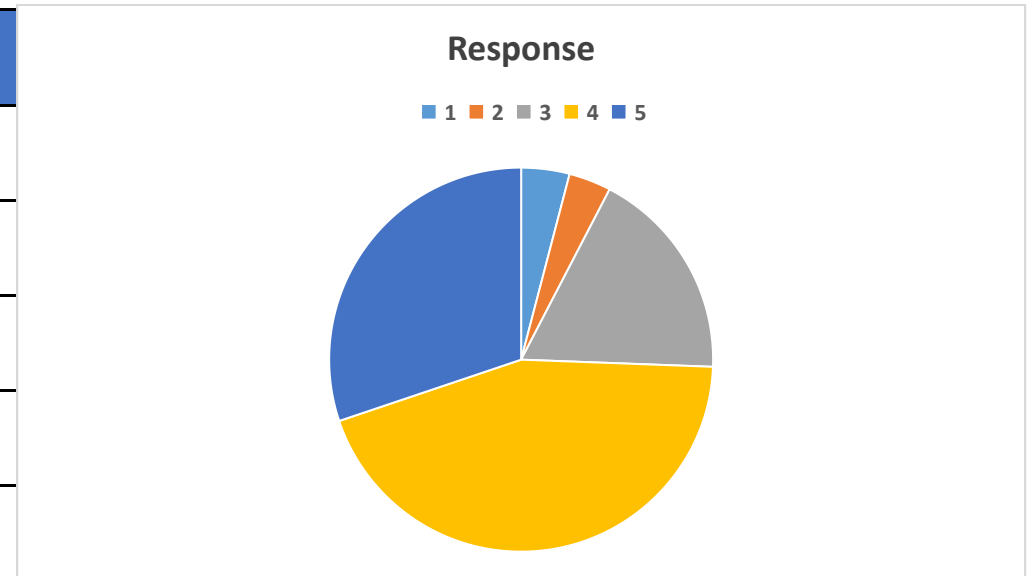
# Jamia Hamdard Students Satisfaction Survey (SSS) Analysis AY 2023-24

## Question 29

## Response

Your mentor does a necessary follow-up with an assigned task to you.

S.No.	Category	% Response
1	I don't have a mentor	4.06
2	Rarely	3.56
3	Occasionally/Sometimes	17.9
4	Usually	42.5
5	Every time	30.2





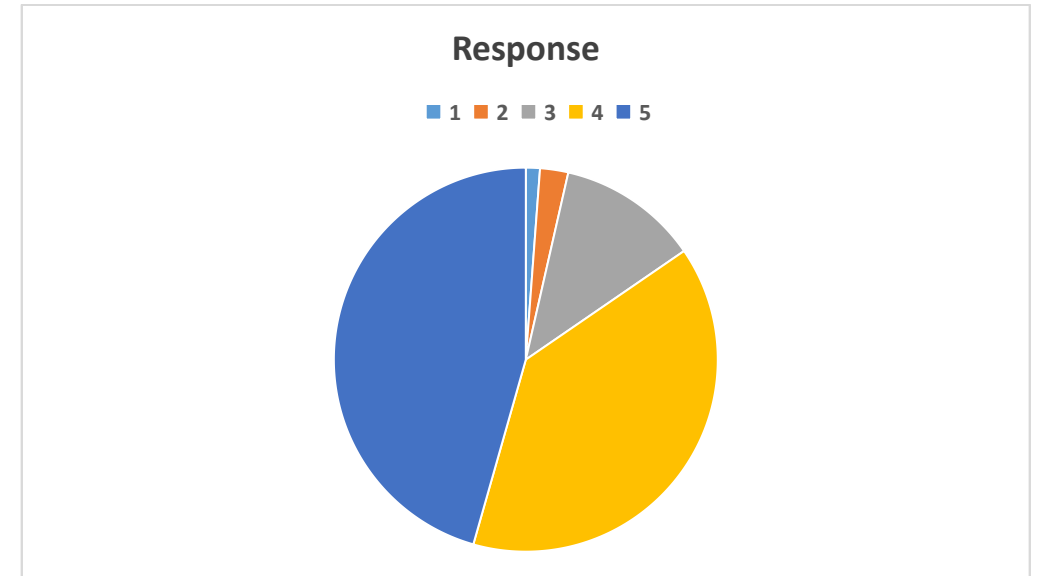
# Jamia Hamdard Students Satisfaction Survey (SSS) Analysis AY 2023-24

## Question 30

## Response

The teachers illustrate the concepts through examples and applications.

S.No.	Category	% Response
1	Never	1.20
2	Rarely	2.38
3	Occasionally/Sometimes	11.8
4	Usually	39.0
5	Every time	45.6





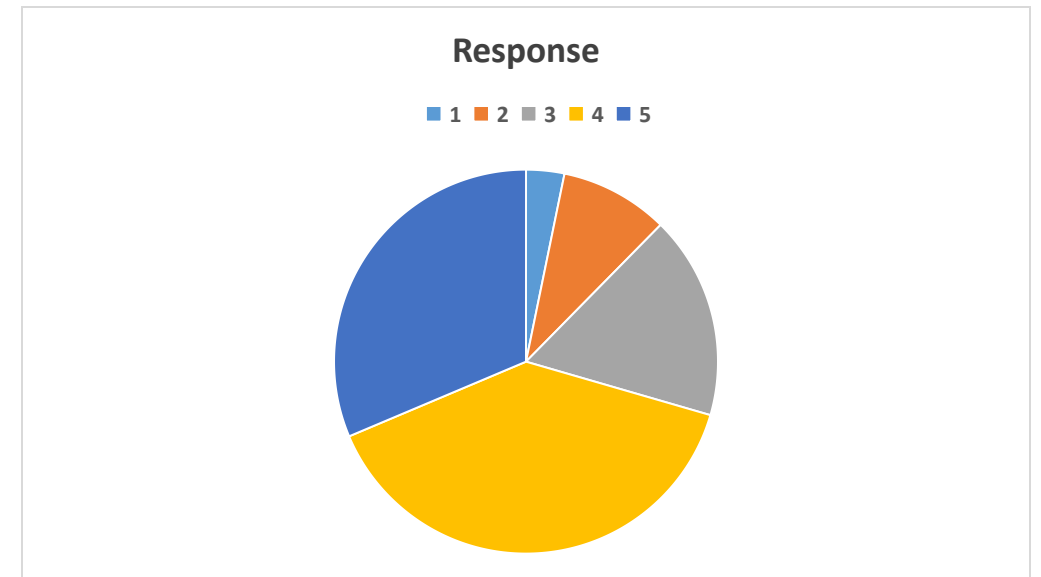
# Jamia Hamdard Students Satisfaction Survey (SSS) Analysis AY 2023-24

## Question 31

The teachers identify your strengths and encourage you with providing right level of challenges.

S.No.	Category	% Response
1	Unable to	3.22
2	Slightly	9.15
3	Partially	17.2
4	Reasonably	39.2
5	Fully	31.3

## Response







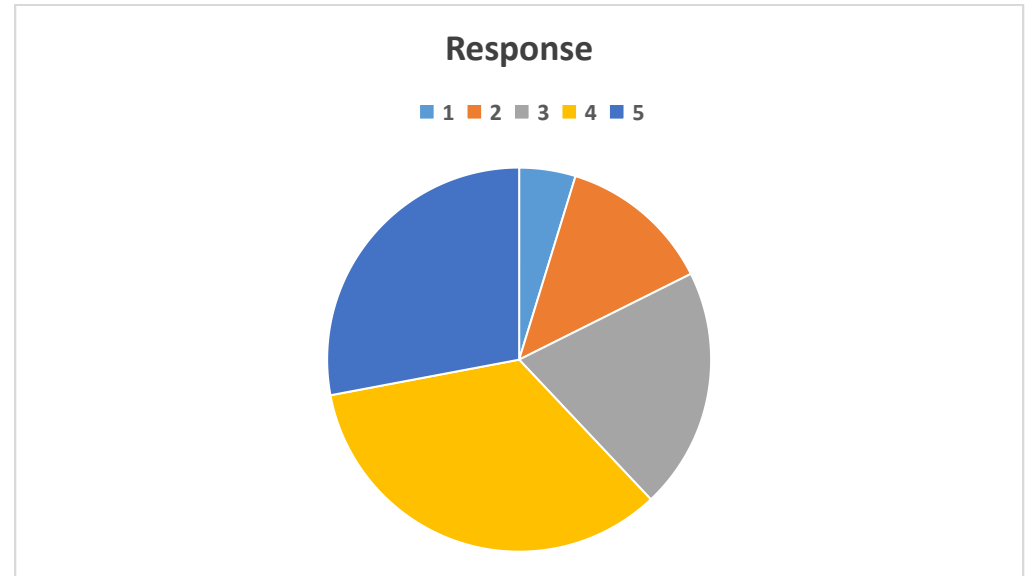
# Jamia Hamdard Students Satisfaction Survey (SSS) Analysis AY 2023-24

## Question 32

Teachers are able to identify your weaknesses and help you to overcome them

## Response

S.No.	Category	% Response
1	Never	4.75
2	Rarely	12.9
3	Occasionally/Sometimes	20.3
4	Usually	34.1
5	Every time	27.9





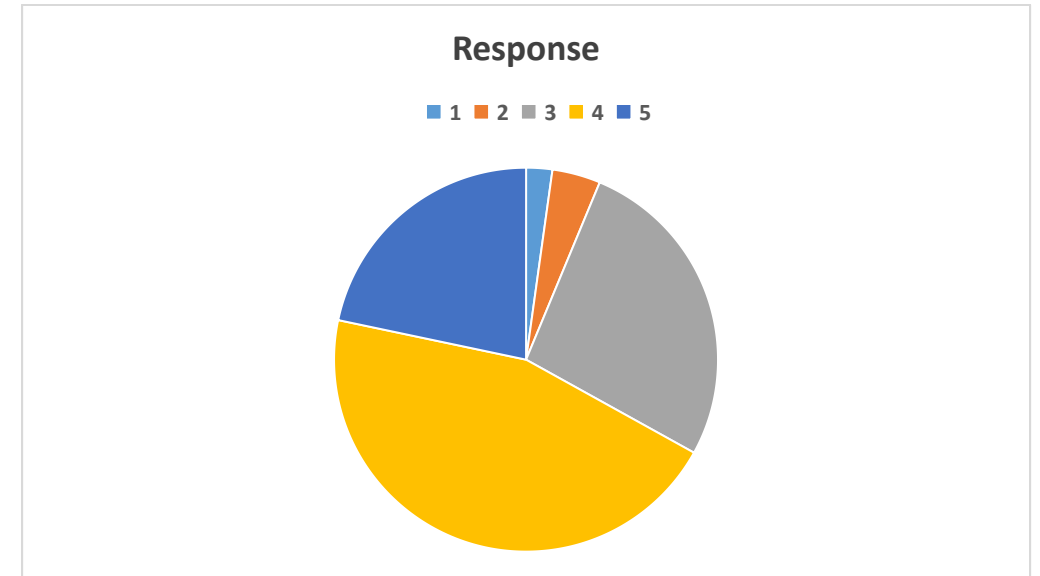
# Jamia Hamdard Students Satisfaction Survey (SSS) Analysis AY 2023-24

## Question 33

The institution makes effort to engage students in the monitoring, review and continuous quality improvement of the teaching learning process.

S.No.	Category	% Response
1	Not at All	2.20
2	Very Little	4.06
3	Some What	26.8
4	Moderate	45.3
5	To a Great Extent	21.7

## Response





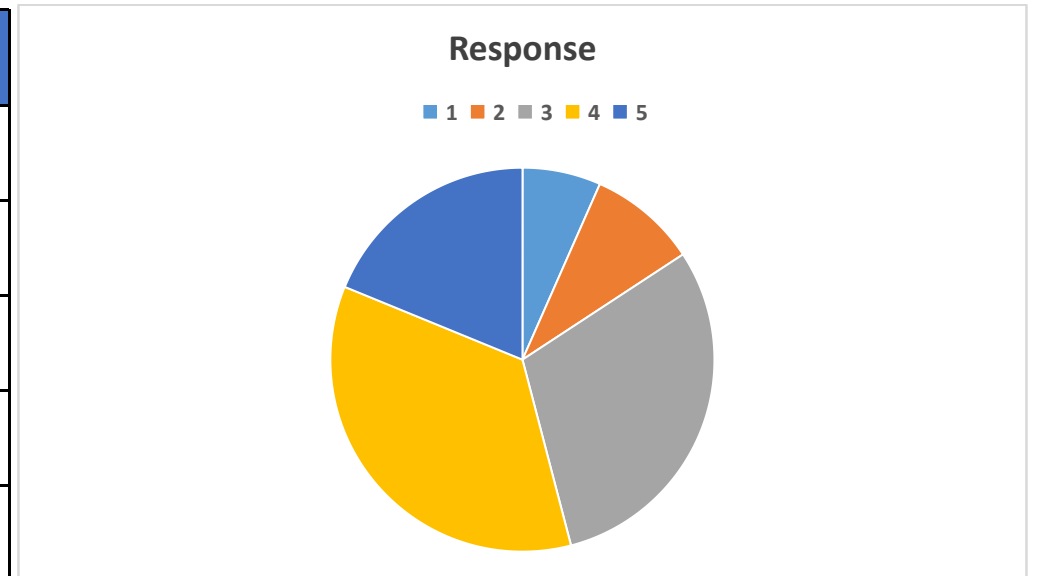
# Jamia Hamdard Students Satisfaction Survey (SSS) Analysis AY 2023-24

## Question 34

Teachers encourage you to participate in extracurricular (sports, cultural) activities

## Response

S.No.	Category	% Response
1	Strongly Disagree	6.61
2	Disagree	9.15
3	Neutral	30.2
4	Agree	35.3
5	Strongly Agree	18.8





# Jamia Hamdard Students Satisfaction Survey (SSS) Analysis

## AY 2023-24

### **Students Comments / Suggestions/Feedback**

- Overall ambience of the University is very good
- Teachers are very cordial and helpful
- Need more Communication between Student and Faculties
- Recreational and extra curricular activities are good and helps in building the confidence of the students.
- Fee payment gateway need to be improve.
- More practical experience should be given to students
- Number of Washrooms need to be increased.
- More industrial visit should be arranged
- The behaviour of office staffs need to be improved.